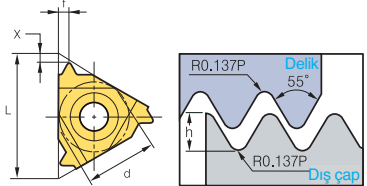


## D Diş Çekme Uçları

### Whitworth (BSW, BSF, BSP, BSB)

Tipi	Kod (Sağ)	PC3030T	PC9070T	Kod (Sol)	PC3030T	PC9070T	Hatve (tpi)	Boyutlar (mm)					Resim
								d	L	hmin	X	f	
Dış çap	ER 11-72W			EL 11-72W			72	6.35	11	0.23	0.7	0.4	
	11-60W			11-60W			60	6.35	11	0.27	0.7	0.4	
	11-56W			11-56W			56	6.35	11	0.29	0.7	0.4	
	11-48W			11-48W			48	6.35	11	0.34	0.6	0.6	
	11-40W			11-40W			40	6.35	11	0.41	0.6	0.6	
	11-36W			11-36W			36	6.35	11	0.45	0.6	0.6	
	11-32W			11-32W			32	6.35	11	0.51	0.6	0.6	
	11-28W			11-28W			28	6.35	11	0.58	0.6	0.7	
	11-26W			11-26W			26	6.35	11	0.63	0.7	0.8	
	11-24W			11-24W			24	6.35	11	0.68	0.7	0.8	
	11-22W			11-22W			22	6.35	11	0.74	0.8	0.9	
	11-20W			11-20W			20	6.35	11	0.81	0.8	0.9	
	11-19W			11-19W			19	6.35	11	0.86	0.8	1.0	
	11-18W			11-18W			18	6.35	11	0.90	0.8	1.0	
	11-16W			11-16W			16	6.35	11	1.02	0.9	1.1	
	11-14W			11-14W			14	6.35	11	1.16	1.0	1.2	
	16-72W			16-72W			72	9.525	16	0.23	0.7	0.4	
	16-60W			16-60W			60	9.525	16	0.27	0.7	0.4	
	16-56W			16-56W			56	9.525	16	0.29	0.7	0.4	
	16-48W			16-48W			48	9.525	16	0.34	0.6	0.6	
	16-40W			16-40W			40	9.525	16	0.41	0.6	0.6	
	16-36W			16-36W			36	9.525	16	0.45	0.6	0.6	
	16-32W			16-32W			32	9.525	16	0.51	0.6	0.6	
	16-30W			16-30W			30	9.525	16	0.55	0.6	0.7	
	16-28W	●	●	16-28W			28	9.525	16	0.58	0.6	0.7	
	16-26W			16-26W			26	9.525	16	0.63	0.7	0.8	
	16-24W			16-24W			24	9.525	16	0.68	0.7	0.8	
	16-22W			16-22W			22	9.525	16	0.74	0.8	0.9	
	16-20W			16-20W			20	9.525	16	0.81	0.8	0.9	
	16-19W	●	●	16-19W			19	9.525	16	0.86	0.8	1.0	
	16-18W	●		16-18W			18	9.525	16	0.90	0.8	1.0	
	16-16W	●		16-16W			16	9.525	16	1.02	0.9	1.1	
	16-14W	●	●	16-14W			14	9.525	16	1.16	1.0	1.2	
	16-12W	●		16-12W			12	9.525	16	1.36	1.1	1.4	
	16-11W	●	●	16-11W			11	9.525	16	1.48	1.1	1.5	
	16-10W	●		16-10W			10	9.525	16	1.63	1.1	1.5	
	16-9W			16-9W			9	9.525	16	1.81	1.2	1.7	
	16-8W	●		16-8W			8	9.525	16	2.03	1.2	1.5	
	22-7W			22-7W			7	12.7	22	3.32	1.6	2.3	
	22-6W			22-6W			6	12.7	22	2.71	1.6	2.3	
22-5W			22-5W			5	12.7	22	3.25	1.7	2.4		
27-4.5W			27-4.5W			4.5	15.875	27	3.61	1.8	2.6		
27-4W			27-4W			4	15.875	27	4.07	2.0	2.9		

➔ Kullanılabilir kesici uçlar için sayfa D31

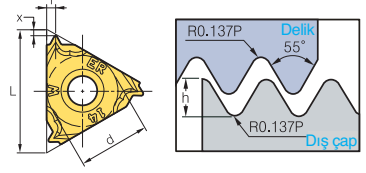
●: Stok ürün



D  
18

Diş Çekme

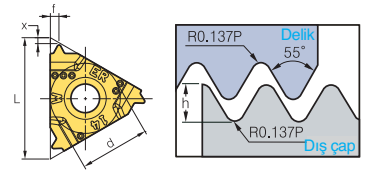
**Whitworth (M Talaş Kırıcı)** *Yeni*

Tipi	Kod (Sağ)	PC3030T	PC5300	Kod (Sol)	PC3030T	Hatve	Boyutlar (mm)					Resim
						(tpi)	d	L	hmin	X	f	
Dış çap	ERM 16-11W	●				14	9.525	16	1.16	1.0	1.2	
	16-14W	●				11	9.525	16	1.48	1.1	1.5	
	16-19W	●					19	9.525	16	0.86	0.8	

Kullanılabilir kesici uçlar için sayfa D31

●: Stok ürün

**Whitworth (U Talaş Kırıcı)** *Yeni*

Tipi	Kod (Sağ)	PC3030T	PC5300	Kod (Sol)	PC3030T	Hatve	Boyutlar (mm)					Resim
						(tpi)	d	L	hmin	X	f	
Dış çap	ERM 16-14W-U					14	9.525	16	1.16	1.0	1.2	
	16-11W-U					11	9.525	16	1.48	1.1	1.5	

Kullanılabilir kesici uçlar için sayfa D31

●: Stok ürün

## D Diş Çekme Uçları

### Whitworth (BSW, BSF, BSP, BSB)

Tipi	Kod (Sağ)	PC3030T	PC9070T	Kod (Sol)	PC3030T	PC9070T	Hatve (tpi)	Boyutlar (mm)					Resim
								d	L	h <sub>min</sub>	X	f	
Delik	IR 11-72W			IL 11-72W			72	6.35	11	0.23	0.7	0.4	
	11-60W			11-60W			60	6.35	11	0.27	0.7	0.4	
	11-56W			11-56W			56	6.35	11	0.29	0.7	0.4	
	11-48W			11-48W			48	6.35	11	0.34	0.6	0.6	
	11-40W			11-40W			40	6.35	11	0.41	0.6	0.6	
	11-36W			11-36W			36	6.35	11	0.45	0.6	0.6	
	11-32W			11-32W			32	6.35	11	0.51	0.6	0.6	
	11-28W			11-28W			28	6.35	11	0.58	0.6	0.7	
	11-26W			11-26W			26	6.35	11	0.63	0.7	0.8	
	11-24W			11-24W			24	6.35	11	0.68	0.7	0.8	
	11-22W			11-22W			22	6.35	11	0.74	0.8	0.9	
	11-20W			11-20W			20	6.35	11	0.81	0.8	0.9	
	11-19W	●	●	11-19W	●		19	6.35	11	0.86	0.8	1.0	
	11-18W			11-18W	●		18	6.35	11	0.90	0.8	1.0	
	11-16W			11-16W	●		16	6.35	11	1.02	0.9	1.1	
	11-14W	●		11-14W	●		14	6.35	11	1.16	0.9	1.1	
	11-12W			11-12W	●		12	6.35	11	1.32	0.9	1.2	
	16-72W			16-72W			72	9.525	16	0.23	0.7	0.4	
	16-60W			16-60W			60	9.525	16	0.27	0.7	0.4	
	16-56W			16-56W			56	9.525	16	0.29	0.7	0.4	
	16-48W			16-48W			48	9.525	16	0.34	0.6	0.6	
	16-40W			16-40W			40	9.525	16	0.41	0.6	0.6	
	16-36W			16-36W			36	9.525	16	0.45	0.6	0.6	
	16-32W			16-32W			32	9.525	16	0.51	0.6	0.6	
	16-30W			16-30W			30	9.525	16	0.55	0.6	0.7	
	16-28W			16-28W			28	9.525	16	0.58	0.6	0.7	
	16-26W			16-26W			26	9.525	16	0.63	0.7	0.8	
	16-24W			16-24W			24	9.525	16	0.68	0.7	0.8	
	16-22W			16-22W			22	9.525	16	0.74	0.8	0.9	
	16-20W			16-20W			20	9.525	16	0.81	0.8	0.9	
	16-19W			16-19W			19	9.525	16	0.86	0.8	1.0	
	16-18W			16-18W			18	9.525	16	0.90	0.8	1.0	
	16-16W			16-16W			16	9.525	16	1.02	0.9	1.1	
	16-14W	●		16-14W			14	9.525	16	1.16	1.0	1.2	
	16-12W	●		16-12W			12	9.525	16	1.36	1.1	1.4	
	16-11W	●	●	16-11W			11	9.525	16	1.48	1.1	1.5	
	16-10W	●		16-10W			10	9.525	16	1.63	1.1	1.5	
	16-9W	●		16-9W			9	9.525	16	1.81	1.2	1.7	
	16-8W	●		16-8W			8	9.525	16	2.03	1.2	1.5	
	22-7W			22-7W			7	12.7	22	3.32	1.6	2.3	
	22-6W			22-6W			6	12.7	22	2.71	1.6	2.3	
	22-5W			22-5W			5	12.7	22	3.25	1.7	2.4	
	27-4.5W			27-4.5W			4.5	15.875	27	3.61	1.8	2.6	
	27-4W			27-4W			4	15.875	27	4.07	2.0	2.9	

➔ Kullanılabilir kesici uçlar için sayfa D32

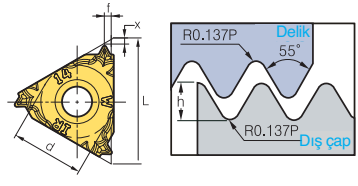
●: Stok ürün



D  
20

Diş Çekme

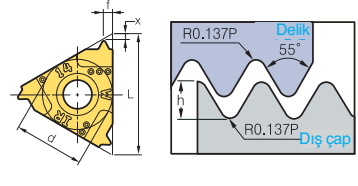
**Whitworth (M Talaş Kırıcı)** *Yeni*

Tipi	Kod (Sağ)	PC3030T	PC5300	Kod (Sol)	PC3030T	Hatve	Boyutlar (mm)					Resim
						(Sol)	d	L	hmin	X	f	
Delik	IRM 16-14W					14	9.525	16	1.16	1.0	1.2	
	16-11W	●				11	9.525	16	1.48	1.1	1.5	

Kullanılabilir kesici uçlar için sayfa D32

● Stok ürün

**Whitworth (U Talaş Kırıcı)** *Yeni*

Tipi	Kod (Sağ)	PC3030T	PC5300	Kod (Sol)	PC3030T	Hatve	Boyutlar (mm)					Resim
						(tpi)	d	L	hmin	X	f	
Delik	IRM 16-14W-U					14	9.525	16	1.16	1.0	1.2	
	16-11W-U					11	9.525	16	1.48	1.1	1.5	

Kullanılabilir kesici uçlar için sayfa D32

● Stok ürün